



Clarity for
your complex
pediatric
patients.

70%
 $ScvO_2$

PediaSat Oximetry Catheter



Edwards

PediaSat oximetry catheter is the first and only pediatric oximetry catheter with continuous ScvO₂ monitoring to help you stay ahead of hypoxia and stages of sepsis.¹⁻⁴

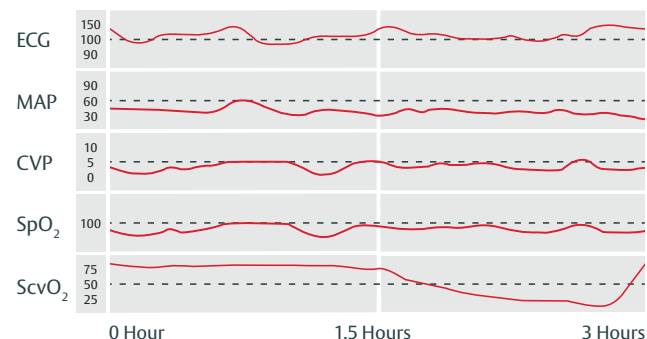
Continuous, real-time monitoring of central venous oxygen saturation (ScvO₂) offers early recognition of critical changes in oxygen delivery that may not be identified by less sensitive indicators, such as traditional vital signs or intermittent sampling.^{1-3,5-10}

Early indication of ScvO₂ offers you the clarity to detect and prevent tissue hypoxia sooner, by enabling early intervention.^{5-7,9-11}

Continuous ScvO₂ monitoring

Early warning of oxygen imbalance^{5-7,9-11}

Hemodynamic trends



Helps guide therapy and provide real-time insight into the efficacy of intervention.^{5-6,12}

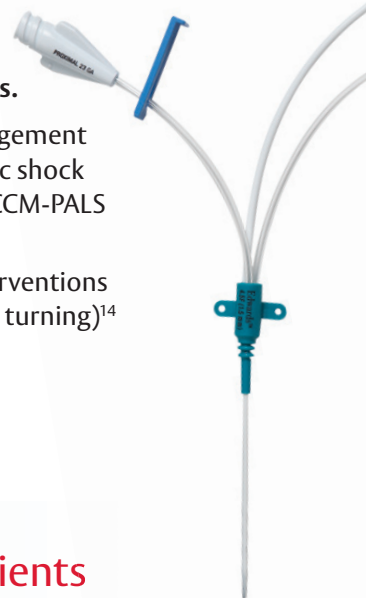
Essential in defining the adequacy of cardiac output,⁵⁻⁹ continuous ScvO₂ monitoring allows immediate assessment of your patient's clinical response to therapy.¹²

Make proactive clinical decisions.

- Optimize hemodynamic management of pediatric and neonatal septic shock patients in accordance with ACCM-PALS Clinical Practice Parameters¹³
- Evaluate effects of routine interventions (including suctioning, bathing, turning)¹⁴

Fewer needle sticks for your smaller patients

The PediaSat oximetry catheter allows blood sampling without requiring patients to undergo multiple needle sticks, which minimizes blood loss and reduces the risk of infection associated with frequent diagnostic sampling.¹⁵⁻¹⁷

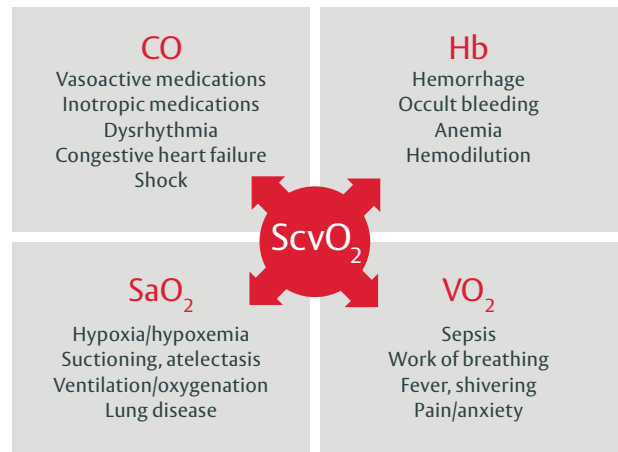


Continuous ScvO₂ monitoring offers clarity in your at-risk pediatric patients.

In combination with other surrogates of organ perfusion (vital signs, lactate, etc.), continuous monitoring of ScvO₂ can be used as a reliable indicator of cardiocirculatory function.¹⁸

ScvO₂ can optimize hemodynamic management in complex pediatric patients.

- Congenital heart disease and other complex cardiac patients¹⁹
- Sepsis and septic shock⁴
- Acute Respiratory Distress Syndrome (ARDS)¹⁴
- Other high-risk patients^{3,20}



Continuous ScvO₂ monitoring reveals the root cause of oxygen imbalance, enabling you to determine appropriate therapy.^{5,20}

Convenient, accurate and easy to use.¹⁶⁻¹⁸

PediaSat oximetry catheter provides:

Simplicity and flexibility – uses the same insertion techniques as central lines in typical pediatric insertion sites, including subclavian and internal jugular

Continuous ScvO₂ monitoring, pressure monitoring and fluid resuscitation

Accurate oxygenation status^{5,17}

Double and triple lumens to monitor and administer solutions

PediaSat Oximetry Catheter
Double lumen

See advanced hemodynamic parameters with a new level of clarity.*

The HemoSphere advanced monitor from Edwards Lifesciences reimagines the way you see, experience and interact with hemodynamic parameters. A range of clinical-support screen choices provides a new level of visual clinical support, facilitating decision making during rapidly changing situations.

*Compared to Vigilance II monitor



See clearly. Stay ahead.

Designed for use with Edwards Lifesciences monitoring platforms and Philips modules, the PediaSat oximetry catheter offers the clarity of an early warning.^{5-7,9-11}




Edwards HemoSphere Advanced Monitoring Platform

Adaptable module design allows a broad range of working environments and applications. Screen options communicate patient status at a glance.



Edwards EV1000 Clinical Platform

Presents patient physiologic status in an intuitive, meaningful way to clinically support proactive hemodynamic management.²¹⁻²²



PediaSat Oximetry Catheter

The first and only pediatric oximetry catheter with continuous ScvO₂ monitoring to help you stay ahead of hypoxia and stages of sepsis.¹⁻⁴

PediaSat Oximetry Catheter

	Lumens	Length (CM)	Size F (MM)
XT245KTP	2	5	4.5
XT248KTP	2	8	4.5
XT358KTP	3	8	5.5
XT3515KTP	3	15	5.5

Philips IntelliVue SO₂ Module

M1011A*	SO ₂ Module
M1011A #A01*	Optical Module

*Philips Healthcare model numbers

For over 40 years, Edwards Lifesciences has been helping you make proactive clinical decisions to advance the care of surgical and critical care patients.

Through ongoing collaboration with you, ongoing education and our never-ending quest for advancement, Edwards develops solutions that provide the clarity to make proactive clinical decisions.

Know more. Visit Edwards.com/PediaSat

For professional use only. CAUTION: Federal (United States) law restricts this device to sale by or on the order of a physician. See instructions for use for full prescribing information, including indications, contraindications, warnings, precautions and adverse events.

Edwards Lifesciences devices placed on the European market meeting the essential requirements referred to in Article 3 of the Medical Device Directive 92/42/EEC bear the CE marking of conformity.

Edwards, Edwards Lifesciences, the stylized E logo, EV1000, HemoSphere, PediaSat, PreSep, and Vigilance II are trademarks of Edwards Lifesciences Corporation or its affiliates. All other trademarks are the property of their respective owners.

© 2017 Edwards Lifesciences Corporation. All rights reserved. PP--US-1954 v1.0

Edwards Lifesciences • One Edwards Way, Irvine CA 92614 USA • edwards.com



References for Edwards PediaSat oximetry catheter brochure

1. Spenceley, N., et al. Continuous central venous saturations during pericardial tamponade case report. *Pediatr Crit Care Med* 2007;Vol. 8,No. 3,p18.2.153.
2. Krahn, G., et al. Early clinical evaluation of the Edwards PediaSat™ oximetry catheter in pediatric patients. *Pediatr Crit Care Med* 2007;Vol. 8,No. 3,p18.2.152.
3. Spenceley, N., et al. Continuous central venous saturation monitoring in pediatrics: a case report. *Pediatr Crit Care Med* 2008, Vol. 9, No. 2, p e13–e16
4. Lemson et al. Advanced hemodynamic monitoring in critically ill patients. *Pediatrics*. 2011.
5. Reinhart K, et al. Continuous central venous and pulmonary artery oxygen saturation monitoring in the critically ill. *Intensive Care Med*. 2004;30(8):1572–8.
6. Rivers EP, et al. Central venous oxygen saturation monitoring in the critically ill patient. *Curr Opin Crit Care*. 2001;7(3):204–11.
7. Ingelmo P, et al. Importance of monitoring in high risk surgical patients. *Minerva Anesthesiol*. 2002;68(4): 226–30.
8. Pearse, R, et al. Changes in central venous saturation after major surgery, and association with outcome. *Crit Care* 2005;9(6):R694–91
9. Scalea, TM, et al. Central venous oxygen saturation: a useful clinical tool in trauma patients. *J Trauma* 1990;30(12):1539–43.
10. Tweddell JS, et al. Patients at risk for low systemic oxygen delivery after the Norwood procedure. *Ann Thorac Surg*. 2000;69(6):1893–9.
11. Ander, DS, et al. Undetected cardiogenic shock in patients with congestive heart failure presenting to the emergency department. *Am J Cardiol* 1998;82(7):888–91.
12. Tweddell, JS, et al. Mixed venous oxygen saturation monitoring after stage 1 palliation for hypoplastic left heart syndrome. *Ann Thorac Surg* 2007;84:1301–1311.
13. Oliveira, CF, et al. An outcomes comparison of ACCM/ PALS guidelines for pediatric septic shock with and without central venous oxygen saturation monitoring. *Pediatr Crit Care Med* 2007, Vol. 8,No. 3 (Suppl.).
14. Sanders CL. Making clinical decisions using SvO2 in PICU patients. *Dimens Crit Care Nurs*. 1997;16(5):257–64.
15. Obladen M, et al. Blood sampling in very low birth weight infants receiving different levels of intensive care. *Eur J Pediatr*. 1988;147(4):399–404.
16. Vallet B, et al. Venous oxygen saturation as a physiologic transfusion trigger. *Crit Care*. 2010;14:213.
17. Clinical PreSep PediaSat Clinical Evaluation Report
18. Mahajan A, et al. An experimental and clinical evaluation of a novel central venous catheter with integrated oximetry for pediatric patients undergoing cardiac surgery. *Pediatric Central Venous Oximetry*. *Anest Anal*. 2007;Vol.105, No. 6, 1598.
19. Chakravarti, S.B., et al. Multisite Near-Infrared Spectroscopy Predicts Elevated Blood Lactate Level in Children After Cardiac Surgery. *Journal of Cardiothoracic and Vascular Anesthesia*. 2009
20. Zaja J. Venous oximetry. *Signa Vitae* 2007;2(1):6–10.
21. Edwards EV1000A Monitor Operator's Manual.
22. FDA 510k EV1000 (K160552).

For professional use only. CAUTION: Federal (United States) law restricts this device to sale by or on the order of a physician. See instructions for use for full prescribing information, including indications, contraindications, warnings, precautions and adverse events.

Edwards Lifesciences devices placed on the European market, meet the essential requirements referred to in Article 3 of the Medical Device Directive 92/42/EEC, and bear the CE marking of conformity.

Edwards, Edwards Lifesciences, the stylized E logo, EV1000, PediaSat, and PreSep are trademarks of Edwards Lifesciences Corporation or its affiliates. All other trademarks are the property of their respective owners.

© 2017 Edwards Lifesciences Corporation. All rights reserved. PP--US-1954 v1.0

Edwards Lifesciences • One Edwards Way, Irvine CA 92614 USA • edwards.com



Edwards